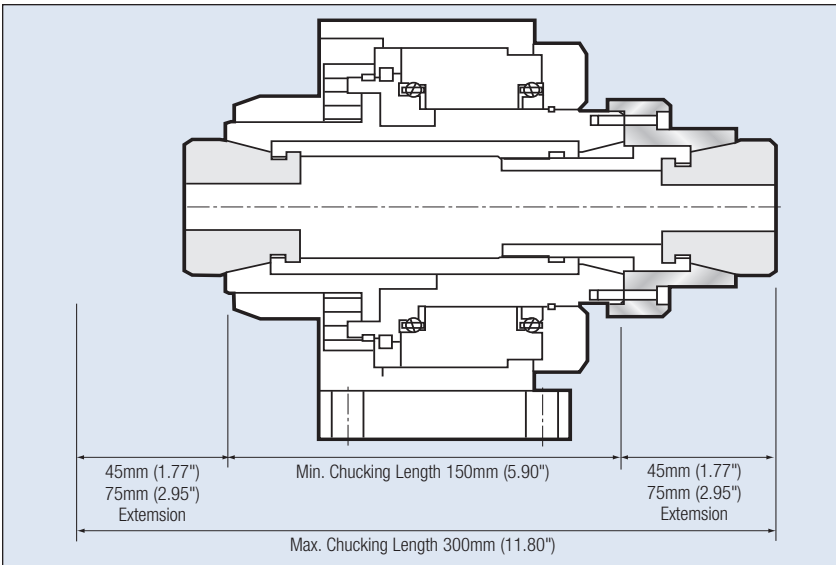




# Atlas Workholding JHM-42E Spindle Collet Chuck

## Adjustable Chucking Length from 150mm (5.9")-300m (11.81")


- ⊕ Specially designed for bi-ends simultaneously machining
- ⊕ Precision collet chuck with 0.025mm (0001") chucking
- ⊕ Utilizes BZI type precision collets
- ⊕ Adjustable chucking length by mounting an extension taper sleeve
- ⊕ Quick collet change design, less than 30 seconds
- ⊕ 1 Year Warranty




Specifications	JHM-42E
Utilized Collet	42BZI x2
Max. Capacity	42mm (1.65")
Chucking Length Min	150mm (5.90")
Chucking Length Min	300mm (11.80")
Spindle T.I.R.	0.005mm (.0002")
Chucking T.R.I.	0.025mm (.0001")
Max RPM (with oil coolant)	2500
Max RPM (without oil coolant)	1600



### Solutions for work parts in varies lengths



2 Back-to Back  
Single Collet  
JHM Chucks  
(JAM-25  
JHM-65A  
JAM-72)



Double Collet  
JHM Chuck with  
Extended Taper  
Sleeve (JHM-42E)